

Note!

Before installing this product, check the contents of the kit. If anything is missing, please contact an Öhlins dealer.

Kit Contents

Description	Part No	Pcs
Shock absorber	KA 110020	1
Sticker Öhlins	00192-01	2
Sticker Öhlins	01185-01	2
Sticker Öhlins	01185-04	2
C-spanner	60710-01	1
Owner's manual	07241-02	1
Alternative end eye assy		1
Alternative spring 30 N/mm	60281-34	1
Alternative spring 50 N/mm	60282-02	1

Note!

Please note that this image is a general representation of the product and may differ slightly from your product.

Note!

Please note that during storage and transportation, especially at high ambient temperature, some of the oil and grease used for assembling may leak and stain the packaging. This is in no way detrimental to the product, wipe off the excessive oil/grease with a cloth.

Warning!

Before installing this product, read the Öhlins Owner's Manual. The shock absorber is an important part of your vehicle and will affect the stability.

Shock Absorber for Kawasaki KLX 110L

KA 110020

Mounting Instructions

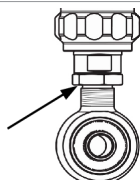
ADJUSTMENTS

⚠ Warning!

Before riding, always make sure that the basic settings made by Öhlins are according to recommended Set-up Data. Read about adjustments and setting up in the Öhlins Owner's Manual before you make any adjustments. Contact an Öhlins dealer if you have any questions about setting up.



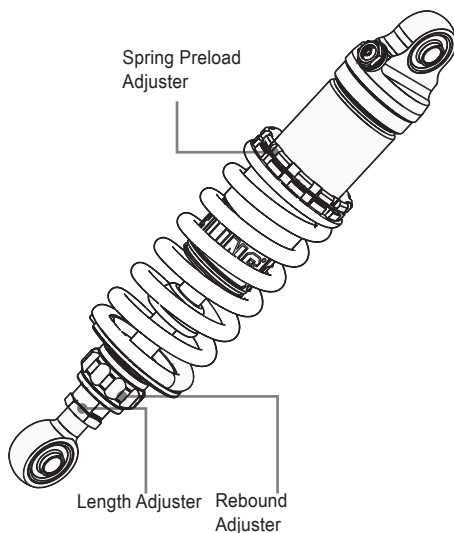
Min. Position



Max. Position

⚠ Warning!

The adjustable end eye/bracket must not be threaded out more than that the groove is fully visible beneath the lock nut. This is maximum length. After adjusting, make sure that the lock nut is tightened (30Nm).



SET-UP DATA

Recommended set-up

Spring Preload	5 mm
Rebound Adjuster	14 Clicks

Spring

Part No	60281-34	60281-36	60282-02
Free spring length	125 mm	125 mm	125 mm
Spring rate.....	30 N/mm	40 N/mm	50 N/mm
Rider weight.....	30-50 kg	50-75 kg	75-100 kg
Preload adj. range	[0-21] mm	[0-15] mm	[0-15] mm

Shock absorber data

Type of end eye	Standard	Alternative
Length	288 ⁺⁰ / ₋₁₀ mm	278 ⁺⁰ / ₋₁₀ mm
Stroke	47 mm	47 mm

👁 Note!

To replace the spring, loosen the preload adjuster and then remove the spring clip.

👁 Öhlins products are subject to continuous improvement and development, therefore, although these instructions include the most up-to-date information available at the time of printing, minor updates may occur.

To find the latest information contact an Öhlins distributor. Please contact Öhlins if you have any questions regarding the contents in this document.

Part no. MI_KA110020_EN_1
Issued 2015-02-08

© Öhlins Asia Co. Ltd. All rights reserved. Any reprinting or unauthorized use without the written permission of Öhlins Racing AB is prohibited.

Öhlins Asia Co. Ltd
700/937 Moo5, Tambol Nongkhaka,
Amphur Phantong, Chonburi
Province
20160 Thailand



www.ohlins.com

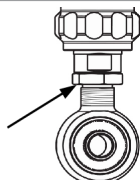
ADJUSTMENTS

⚠ Warning!

Before riding, always make sure that the basic settings made by Öhlins are according to recommended Set-up Data. Read about adjustments and setting up in the Öhlins Owner's Manual before you make any adjustments. Contact an Öhlins dealer if you have any questions about setting up.



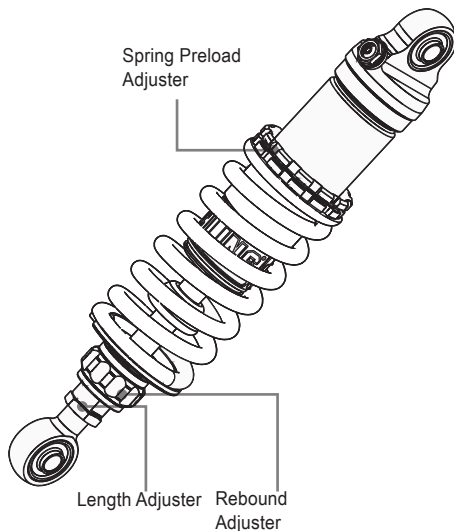
Min. Position



Max. Position

⚠ Warning!

The adjustable end eye/bracket must not be threaded out more than that the groove is fully visible beneath the lock nut. This is maximum length. After adjusting, make sure that the lock nut is tightened (30Nm).



SET-UP DATA

Recommended set-up

Spring Preload	5 mm
Rebound Adjuster	14 Clicks

Spring

Part No	60281-34	60281-36	60282-02
Free spring length	125 mm	125 mm	125 mm
Spring rate.....	30 N/mm	40 N/mm	50 N/mm
Rider weight.....	30-50 kg	50-75 kg	75-100 kg
Preload adj. range	[0-21] mm	[0-15] mm	[0-15] mm

Shock absorber data

Type of end eye	Standard	Alternative
Length	288 ⁺⁰ / ₋₁₀ mm	278 ⁺⁰ / ₋₁₀ mm
Stroke	47 mm	47 mm

👁 Note!

To replace the spring, loosen the preload adjuster and then remove the spring clip.

👁 Öhlins products are subject to continuous improvement and development, therefore, although these instructions include the most up-to-date information available at the time of printing, minor updates may occur.

To find the latest information contact an Öhlins distributor. Please contact Öhlins if you have any questions regarding the contents in this document.

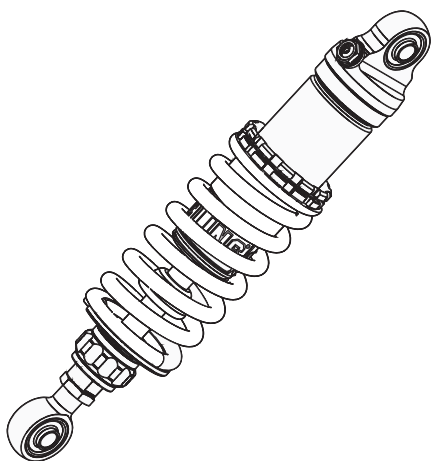
Part no. MI_KA110020_EN_1
Issued 2015-02-08

© Öhlins Asia Co. Ltd. All rights reserved. Any reprinting or unauthorized use without the written permission of Öhlins Racing AB is prohibited.

Öhlins Asia Co. Ltd
700/937 Moo5, Tambol Nongkhaka,
Amphur Phantong, Chonburi
Province
20160 Thailand



www.ohlins.com



Note!

Before installing this product, check the contents of the kit. If anything is missing, please contact an Öhlins dealer.

Kit Contents

Description	Part No	Pcs
Shock absorber	KA 110020	1
Sticker Öhlins	00192-01	2
Sticker Öhlins	01185-01	2
Sticker Öhlins	01185-04	2
C-spanner	60710-01	1
Owner's manual	07241-02	1
Alternative end eye assy		1
Alternative spring 30 N/mm	60281-34	1
Alternative spring 50 N/mm	60282-02	1

Note!

Please note that this image is a general representation of the product and may differ slightly from your product.

Note!

Please note that during storage and transportation, especially at high ambient temperature, some of the oil and grease used for assembling may leak and stain the packaging. This is in no way detrimental to the product, wipe off the excessive oil/grease with a cloth.

Warning!

Before installing this product, read the Öhlins Owner's Manual. The shock absorber is an important part of your vehicle and will affect the stability.

Shock Absorber for Kawasaki KLX 110L

KA 110020

Mounting Instructions